

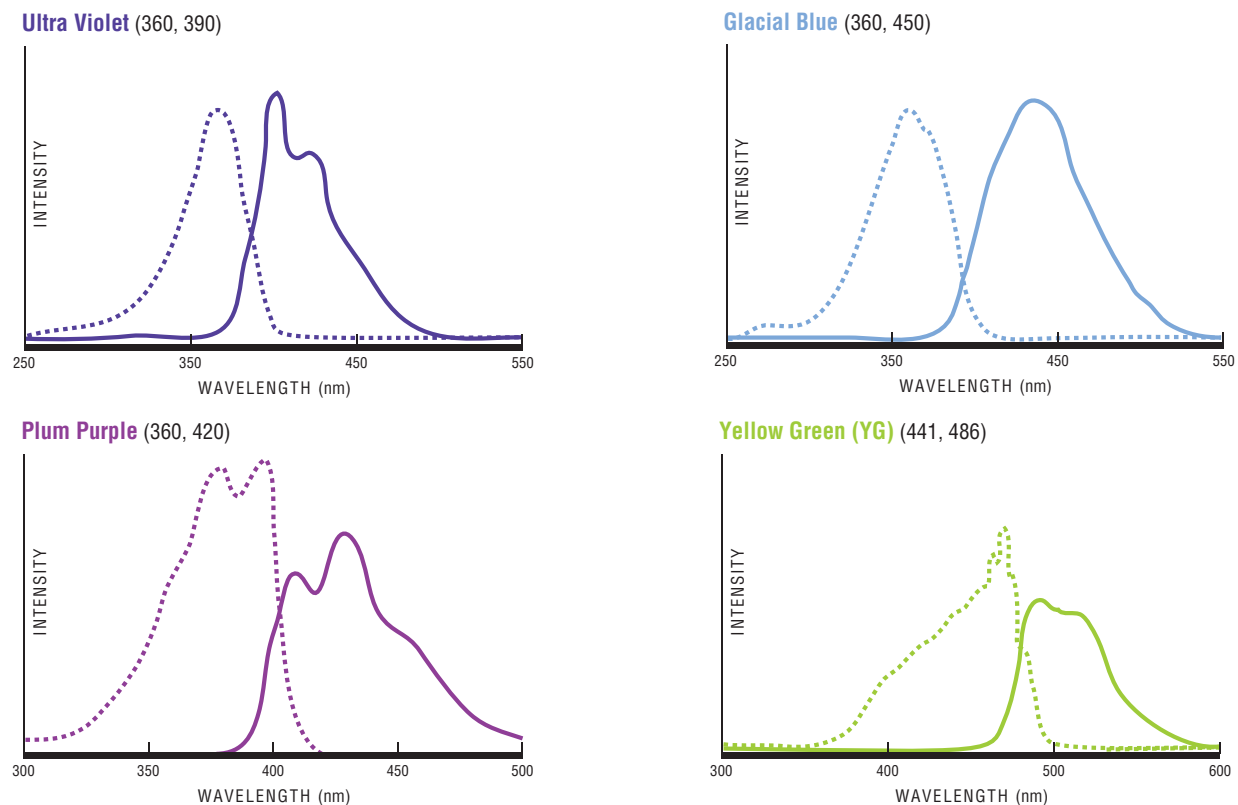
Fluorescence Spectra

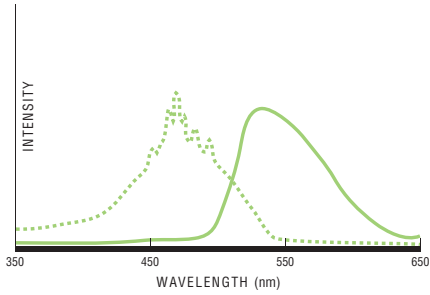
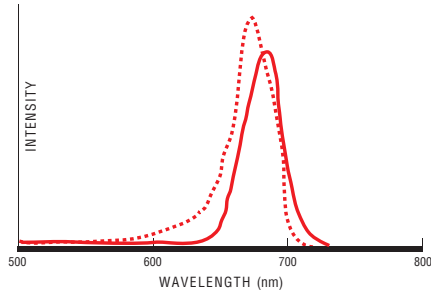
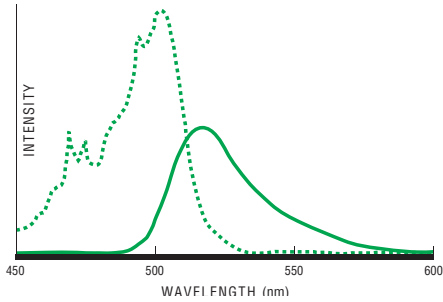
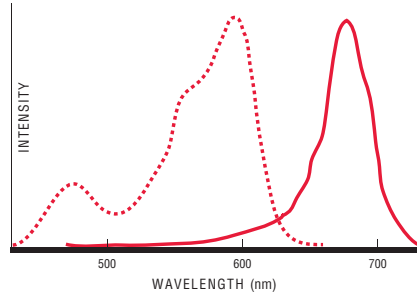
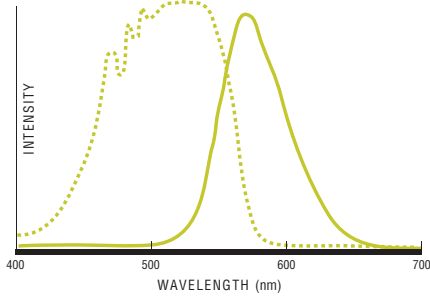
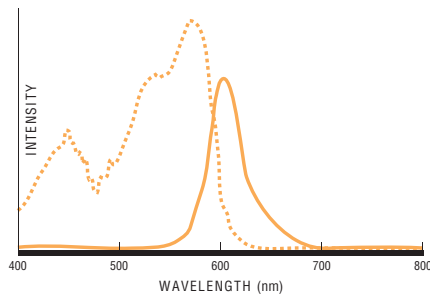
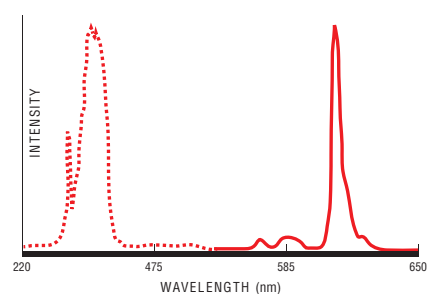
A Color for Every Need. Providing a wide range of fluorescent microspheres for use in diagnostic and imaging applications.

Many diagnostic and imaging applications rely on fluorescent microspheres for the detection of binding events or signal enhancement. Addressable bead populations may be created with different intensities of fluorescence for the development of multiplexed flow cytometric assays, and small fluorescent spheres can function as the reporter for ELISA-type assays. Fluorescent microspheres are also useful for fluid tracing, cell tracking, or phagocytosis studies.

Overall, we offer >40 different sized microspheres colored with >10 different dyes of various excitation and emission wavelengths. Our ten standard fluorophores follow. The excitation and emission maxima are noted on each spectra. For example, Glacial Blue (360, 450) excites maximally at 360nm and has its greatest emission at 450nm.

FLUORESCENCE SPECTRA



Surf Green (470, 525)

Flash Red (660, 690)

Dragon Green (480, 520)

Far-Out Red (475, 590; 663)

Envy Green (525, 565)

Suncoast Yellow (540, 600)

Europium chelate (365, 610)


Bangs Laboratories, Inc.


Bangs Laboratories manufactures magnetic, polymeric and silica microsphere products setting the standards for diagnostic, research, and flow cytometry applications. No matter the project, we have a product that serves or we'll work to custom-design a solution to fit. And that's not the half of it.


We also stand behind our products. Regardless of the size of your question or the size of your company, we offer tech support, absolutely free.

Sound interesting? 

Visit: www.bangslabs.com

 [@particledoc](https://twitter.com/particledoc)

 info@bangslabs.com

 800.387.0672